

CHNT

25

Conference on Cultural Heritage and New Technologies
November 4–6, 2020 | Vienna, Austria

VIRTUAL

INSTRUCTIONS: WEBEX FOR PARTICIPANTS

Basic and technical information

We are pleased to have you participating in the virtual CHNT event!

To participate in the event via Webex, **you do not need an app installation. A participation via browser is possible.**

The best results are achieved with the most common browsers, e.g.: Chrome, Edge or Firefox.

If you want to test Webex in advance, please use the following link:

<https://www.webex.com/test-meeting.html>

Please get on board about 10 minutes before the event starts.

Advice for participants

- Set up a quiet place without noise.
- Don't worry if there is background noise - you are automatically muted.
- For the best sound quality, use a good headset.
- You can join the event anytime between 9 am and 4.30 pm (CET).
- You can rejoin the event at any time and you can switch channels.
- Computer set up: we suggest to use a Windows or Apple PC and one of the following browsers: Chrome, Edge, Firefox.
- If you use your smartphone or tablet you have to install the app “webex”.

Registration for channels

All registered participants of CHNT will get an email invitation from Webex for each conference day and each relevant channel.

Each email contains a "Register" button that allows you to register for the selected day and channel. Please make sure to register for the days/channels well before the conference starts. But reminder emails are also sent by the conference organisers at least 30 minutes before each channel starts.

Each channel will open 30 minutes before its start. It's not possible to enter the session before.

If you had selected to participate in a training when registering for the conference, you will get an email with the access information.

Links for channels

November 4th:

Channel 1: <https://advirtuell.webex.com/advirtuell/onstage/g.php?MTID=e0b20464642acc12249c6509ae2ad5a97>

Channel 2: <https://advirtuell.webex.com/advirtuell/onstage/g.php?MTID=ec073bfd7c632db2d8acdca1ff8cca3ed>

November 5th:

Channel 1: <https://advirtuell.webex.com/advirtuell/onstage/g.php?MTID=eee38f271b6773e5fab1f96a1df00437e>

Channel 2: <https://advirtuell.webex.com/advirtuell/onstage/g.php?MTID=ec073bfd7c632db2d8acdca1ff8cca3ed>

November 6th:

Channel 1: <https://advirtuell.webex.com/advirtuell/onstage/g.php?MTID=eb0778b6e707a1dad27c242462f2922bf>

Channel 2: <https://advirtuell.webex.com/advirtuell/onstage/g.php?MTID=ed61970140a6ee9b740f0f8107695999c>

Helpline

If you are having problems with joining the event or need other **technical support**.

(Available from Wednesday, November 4, 2020, 8 am)

+43 664 8843 5466

+43 677 6373 9103

+43 676 8118 73787

Please note that we can't call you back.

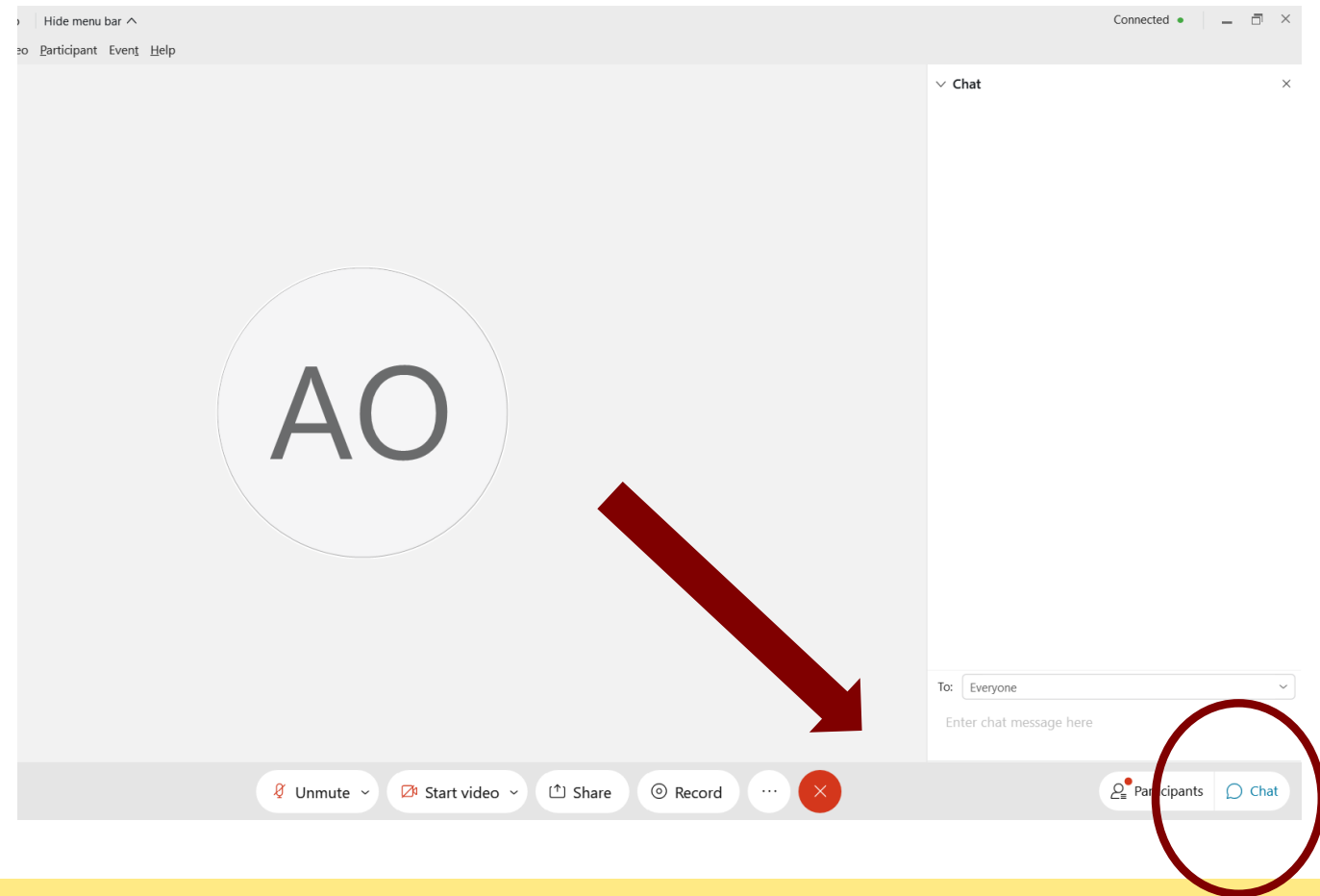
You can also write us: kongrarchae@stadtarchaeologie.at

Ask questions

Participants can **ask questions via chat**. These questions will be collected by the host and he/she will ask them after the presentation.

Please do not wait until the end of the talk for questions.

There are only 2-3 minutes reserved for questions, we ask for your understanding if there isn't enough time for your question.



Want to meet?

You miss being part of the crowd and chatting about your newest projects as well as making new connections?

In every coffee break you have the chance to **meet other participants in the virtual coffee room**: <https://meet.wien.gv.at>

Just enter the following conference ID: **91643204**

CHNT

25

Conference on Cultural Heritage and New Technologies
November 4–6, 2020 | Vienna, Austria

VIRTUAL

INSTRUCTIONS: USING THE WEBEX ADD-ON

Registration

You will receive an invitation email from Webex after buying your CHNT-ticket. Please be patient, this may take a few days.

Do not worry if you do not find this email shortly before the event. You will receive a reminder about 30-60 minutes before the event begins with all necessary information to get started.

Di: 22.09.2020 15:54

M messenger@webex.com
Registration approved for Web seminar: CHNT

An ADV Office

not supported calendar message.ics 3 KB
CHNT.ics 3 KB

Your registration was approved for the following Webex event.

Host: ADV office (office@adv.at)
Event number (access code): 163 809 3231
Registration ID: This event does not require a registration ID
Event password: tyNb7sTr3c4

Wednesday, November 4, 2020 9:00 am, Europe Time (Berlin, GMT+01:00)

[Join event](#)

Join the audio conference only
+44-20-7660-8149 United Kingdom Toll
[Global call-in numbers](#)

Join the event

Please click on "Join event" (green button) in the invitation or reminder email.



Di. 22.09.2020 15:54
M messenger@webex.com
Registration approved for Web seminar: CHNT

An ADV Office

not supported calendar message.ics 3 KB
CHNT.ics 3 KB

Your registration was approved for the following Webex event.

Host: ADV office (office@adv.at)
Event number (access code): 163 809 3231
Registration ID: This event does not require a registration ID
Event password: tyNb7sTr3c4

Wednesday, November 4, 2020 9:00 am, Europe Time (Berlin, GMT+01:00)

Join event

Join the audio conference only
+44-20-7660-8149 United Kingdom Toll
[Global call-in numbers](#)

Join the event

You will be directed to the Webex site.
Please fill in your data (name + email).
Normally the event password is already filled in. If not, you find the password in your email.

Click „Join now“.



Event Information: Conference on Cultural Heritage and New Technologies 4th November - Channel 1 (Sessions)

Registration is required to join this event. If you have not registered, please do so now.

Event status: Not started ([Register](#))
Date and time: Wednesday, November 4, 2020 9:00 am
Europe Time (Berlin, GMT+01:00)
[Change time zone](#)
Program: Conference on Cultural Heritage and New Technologies
Duration: 8 hours
Description:

By joining this event, you are accepting the Cisco Webex [Terms of Service](#) and [Privacy Statement](#).

Before you join the event, please [click here](#) to make sure that you have the appropriate players to view UCF (Universal Communications Format) rich media files in the event.



Event Now

You cannot join the event now because it has not started.

First name:

Last name:

Email address:

Event password:

[Join to browser](#) **NEW!**

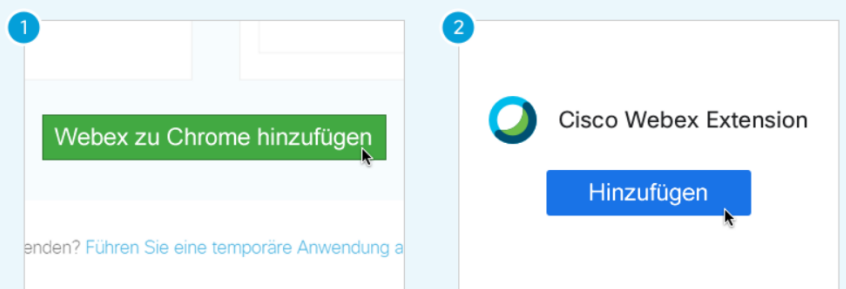
If you are the host, [start your event](#).

Add the Webex add-on to your browser

Click „Add Webex to [Browsername]“.
The Webex add-on will be installed
for your browser. Please follow the
instructions.

Schritt 1 von 2: Webex zu Chrome hinzufügen

Führen Sie dieses Einmalverfahren aus, um schnell allen Webex-Meetings beitreten zu können.



1 Wählen Sie Webex zu Chrome hinzufügen.

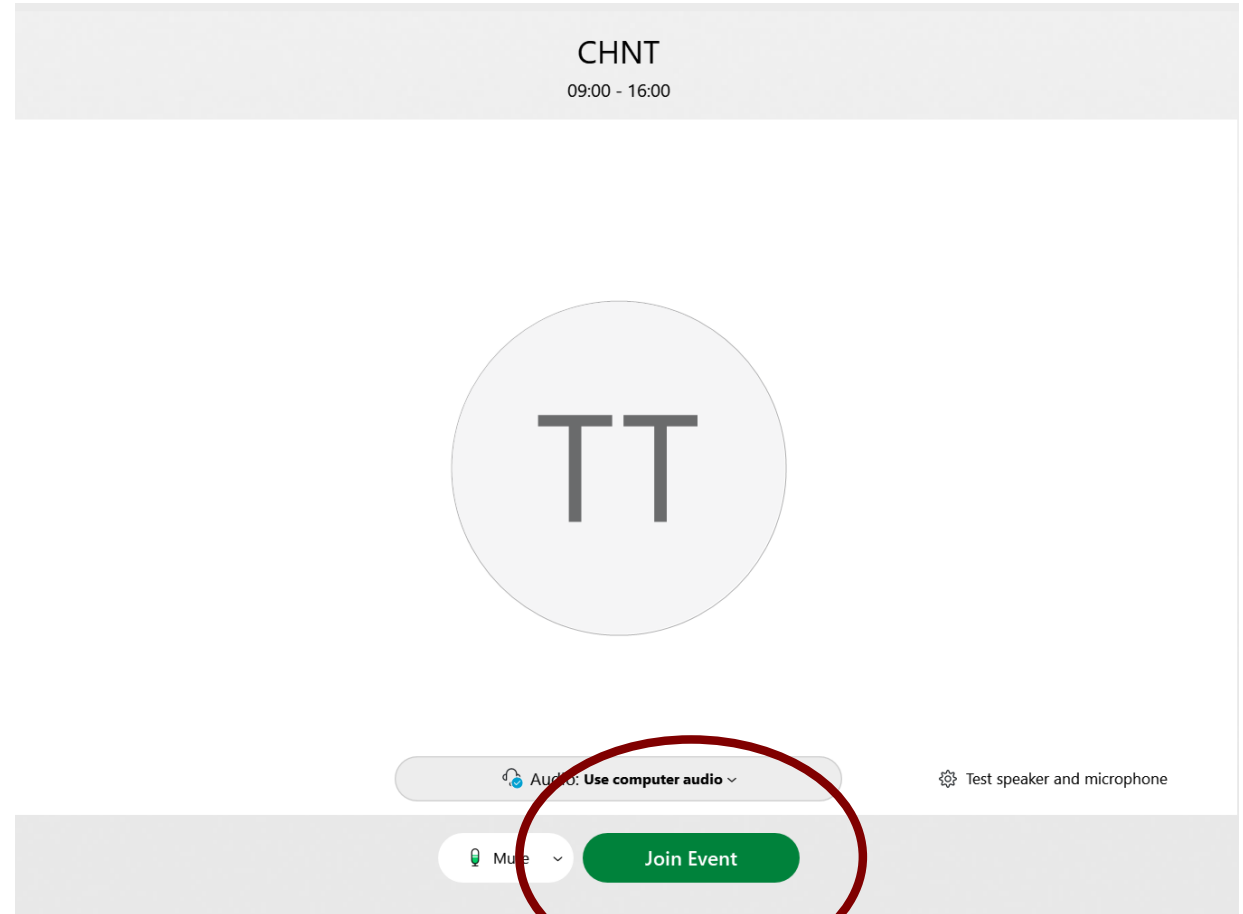
2 Wählen Sie Hinzufügen im Chrome-Store.

Webex zu Chrome hinzufügen

Möchten Sie keine Erweiterung verwenden? [Führen Sie eine temporäre Anwendung aus](#), um diesem Meeting beizutreten.

Finish!

A pop-up window opens. Please click on "Join Event". You have made it - enjoy the event!



CHNT

25

Conference on Cultural Heritage and New Technologies
November 4–6, 2020 | Vienna, Austria

VIRTUAL

INSTRUCTIONS: USING YOUR BROWSER

Registration

You will receive an invitation email from Webex after buying your CHNT-ticket. Please be patient, this may take a few days.

Do not worry if you do not find this mail shortly before the event. You will receive a reminder about 30-60 minutes before the event begins with all necessary information to get started.



Di: 22.09.2020 15:54

M messenger@webex.com
Registration approved for Web seminar: CHNT

An ADV Office

not supported calendar message.ics 3 KB
CHNT.ics 3 KB

Your registration was approved for the following Webex event.

Host: ADV office (office@adv.at)
Event number (access code): 163 809 3231
Registration ID: This event does not require a registration ID
Event password: tyNb7sTr3c4

Wednesday, November 4, 2020 9:00 am, Europe Time (Berlin, GMT+01:00)

[Join event](#)

Join the audio conference only
+44-20-7660-8149 United Kingdom Toll
[Global call-in numbers](#)

Join the event

Please click on "Join event" (green button) in the invitation or reminder email.



Di. 22.09.2020 15:54
M messenger@webex.com
Registration approved for Web seminar: CHNT

An ADV Office

not supported calendar message.ics 3 KB
CHNT.ics 3 KB

Your registration was approved for the following Webex event.

Host: ADV office (office@adv.at)
Event number (access code): 163 809 3231
Registration ID: This event does not require a registration ID
Event password: tyNb7sTr3c4

Wednesday, November 4, 2020 9:00 am, Europe Time (Berlin, GMT+01:00)

Join event

Join the audio conference only
+44-20-7660-8149 United Kingdom Toll
[Global call-in numbers](#)

Join the event

You will be directed to the Webex site.
Please fill in your data (name + email).
Normally the event password is already filled out. If not, you find the password in your email.

Click „Join by browser“.



Event Information: Conference on Cultural Heritage and New Technologies 4th November - Channel 1 (Sessions)

Registration is required to join this event. If you have not registered, please do so now.

Event status: Not started ([Register](#))
Date and time: Wednesday, November 4, 2020 9:00 am
Europe Time (Berlin, GMT+01:00)
[Change time zone](#)
Program: Conference on Cultural Heritage and New Technologies
Duration: 8 hours
Description:

By joining this event, you are accepting the Cisco Webex [Terms of Service](#) and [Privacy Statement](#).

Join Event Now

You cannot join the event now because it has not started.

First name:
Last name:
Email address:
Event password:

[Join by browser](#) **NEW!**

If you are the host, [join your event](#).

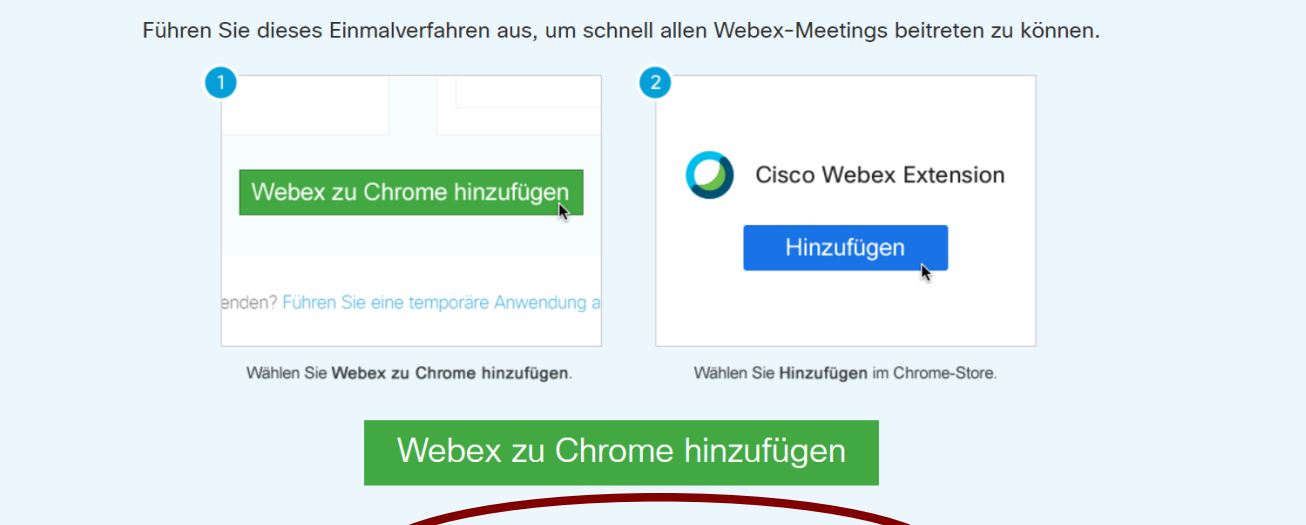
Before you join the event, please [click here](#) to make sure that you have the appropriate players to view UCF (Universal Communications Format) rich media files in the event.

Open with your browser

Click the link „execute temporary application“. A pop-up will open. Please follow the instructions.

Schritt 1 von 2: Webex zu Chrome hinzufügen

Führen Sie dieses Einmalverfahren aus, um schnell allen Webex-Meetings beitreten zu können.



1 Webex zu Chrome hinzufügen

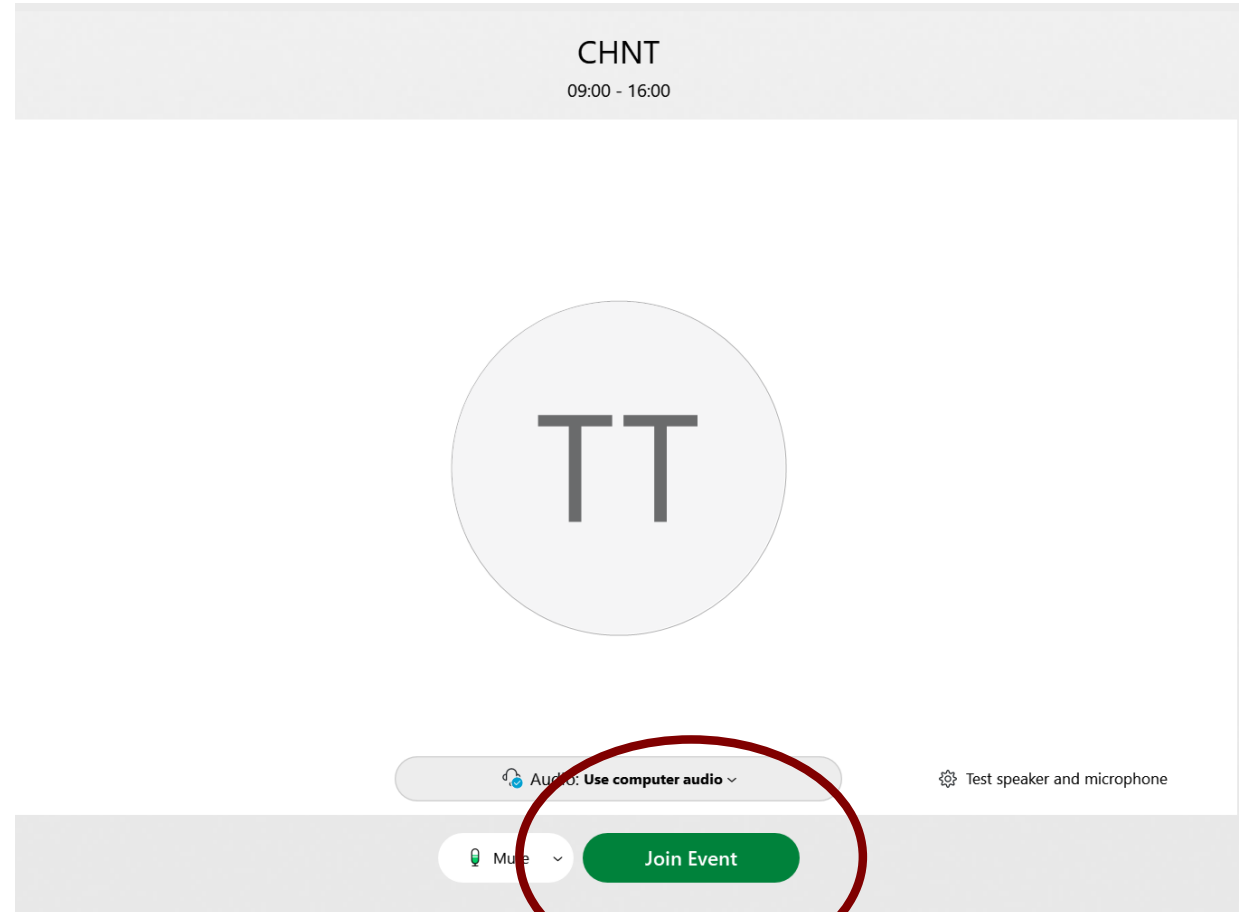
2 Cisco Webex Extension Hinzufügen

Webex zu Chrome hinzufügen

Möchten Sie keine Erweiterung verwenden? [Führen Sie eine temporäre Anwendung aus](#), um diesem Meeting beizutreten.

Join the event

A pop-up window opens. Please click on "Join Event".



Final settings

To adjust your sound settings, you have to press the three dots next to the red X.

A pop-up opens. Here you click on audio connection. Please select "Use computer for audio".

